

## CROSS-CONNECTION CONTROL SURVEY FORM

**STATE REGULATIONS REQUIRE THAT ALL PUBLIC WATER SYSTEMS SURVEY THEIR CUSTOMERS TO IDENTIFY AND ELIMINATE CROSS CONNECTIONS, NOT LESS THAN ONCE EVERY FIVE YEARS.**

**PLEASE COMPLETE THE SURVEY AND RETURN TO THE CKRWP OFFICE.**

(PLEASE PRINT)

Water Meter # \_\_\_\_\_

Name: \_\_\_\_\_

Service Address: \_\_\_\_\_

Phone: \_\_\_\_\_

**FAILURE TO COMPLETE AND RETURN THIS FORM VIOLATES STATE HEALTH DEPARTMENT REGULATION TITLE 179 AND CKRWP RULES AND REGULATIONS CONDITION #22 AND CAN RESULT IN DISCONNECTION OF WATER SERVICE!!**

### Rural Water is used for: (check all that apply)

|                   |                    |                  |                  |                |
|-------------------|--------------------|------------------|------------------|----------------|
| Residential _____ | Agricultural _____ | Commercial _____ | Industrial _____ | Seasonal _____ |
|-------------------|--------------------|------------------|------------------|----------------|

| PLEASE CHECK THE APPROPRIATE ANSWERS  | YES                                  | NO | ??? |
|---|--------------------------------------|----|-----|
| 1. Do you have a private well?  |                                      |    |     |
| If yes, is it physically connected to the same plumbing as rural water?   |                                      |    |     |
| If yes, is there a testable backflow prevention assembly installed?   |                                      |    |     |
| Manufacturer _____ Model # _____ Date Tested _____  | <b>Include a Copy of Annual Test</b> |    |     |
| 2. Are there any pumps connected to rural water plumbing?   |                                      |    |     |
| If yes explain:   |                                      |    |     |
| 3. Do you have livestock waterers or tanks using rural water?   |                                      |    |     |
| If yes, <u>circle</u> method, properly air gaped or protected by a backflow prevention method?  |                                      |    |     |
| 4. Do you have hydrants or faucets which a hose can be attached?  |                                      |    |     |
| If yes, do you submerge the hose under water, fill a swimming pool/hot tub or chemical tanks with a hose, attach chemical hand held sprayers to a hose? |                                      |    |     |
| If yes, to any of the above questions, do you have a hose bib vacuum breaker installed?   |                                      |    |     |
| 5. Do you have an underground sprinkler system?   |                                      |    |     |
| If yes, is it protected by a testable backflow prevention assembly?   |                                      |    |     |
| 6. Do you have a swimming pool or hot tub connected to rural water?   |                                      |    |     |
| If yes, <u>circle</u> method, properly air gaped or protected by a backflow prevention method?  |                                      |    |     |
| 7. Do you have a water softener or home water treatment unit?   |                                      |    |     |
| If yes is the floor drain properly air gaped?   |                                      |    |     |
| 8. Do you have a commercial ice or fountain pop machine?  |                                      |    |     |
| Manufacturer _____ Model # _____ Date Tested _____  |                                      |    |     |
| If yes is it protected by a testable backflow prevention assembly?  |                                      |    |     |
| 9. Do you have a hair salon, photo, medical or chemical lab?  |                                      |    |     |
| If yes is it protected by a testable backflow prevention assembly?  |                                      |    |     |
| 10. Do you use a boiler or hot water for heat?  |                                      |    |     |
| If yes it is protected by a testable backflow prevention assembly?  |                                      |    |     |

Signature: \_\_\_\_\_

Date: \_\_\_\_\_

## **IMPORTANT NOTICE TO ALL CEDAR KNOX RURAL WATER PROJECT CUSTOMERS AND WATER USERS**

STATE REGULATIONS REQUIRE THAT ALL PUBLIC WATER SYSTEMS SURVEY THEIR CUSTOMERS TO IDENTIFY AND ELIMINATE CROSS CONNECTIONS, NOT LESS THAN ONCE EVERY FIVE YEARS.

### **What is a Cross Connection:**

A cross connection is a physical connection between a possible source of contamination and the public drinking water system piping. This connection, if not properly protected, can lead to the contamination of the drinking water system whenever there is a loss of pressure in the public water supply. Potential cross-connections include dishwashers, garbage disposals, toilets, hand-held shower heads, bath whirlpool devices, steam bath generators, faucets where hoses can be attached, swimming pools, hot tubs, fish ponds, fountains, and lawn irrigation systems.

### **What is Backflow:**

Backflow results primarily from a pressure differential. This pressure differential will either cause back pressure or back siphonage.

### **What Can Cause a Backflow:**

Backflow can occur wherever there are potential cross connections in a water system. An example of back siphonage is when the water pressure coming into your home suddenly drops, a siphon is created, and contaminated water can be drawn back into previously clean water supplies (for example and underground water main or private well).

Conditions that are likely to create a backflow event are typically common, such as an owner or contractor draining down a house or building to make a plumbing repair, a broken water main or distribution pipe, water utilizing piece of equipment or process creating pressure greater than those present in the water distribution system.

### **Tips to help protect our water supply:**

- \*Be aware and eliminate and/or isolate cross connections.
- \*Maintain air gaps on sinks.
- \*Use hose bib vacuum breakers on fixtures where a hose can be connected.
- \*Do not submerge hoses or place them where they could become submerged.
- \*Install approved backflow prevention devices on lawn irrigation systems. In ground lawn irrigation systems are required to have a reduced pressure principle backflow prevention device installed on the water line servicing the system.
- \*Do not create a connection between an auxiliary water system (well, cistern, body of water) and the rural water supply plumbing.

### **Customers Responsibility:**

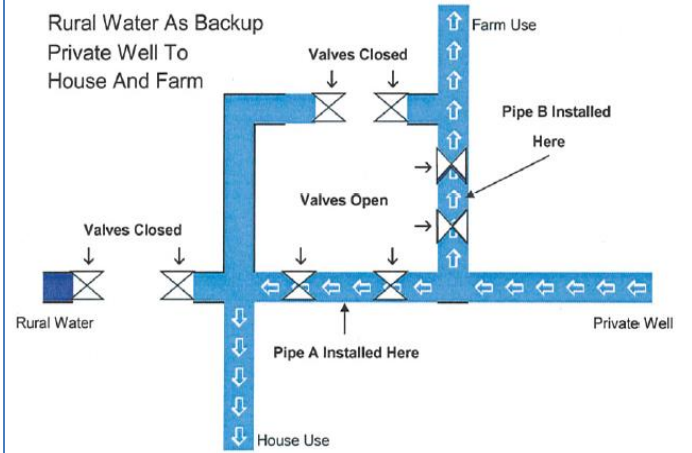
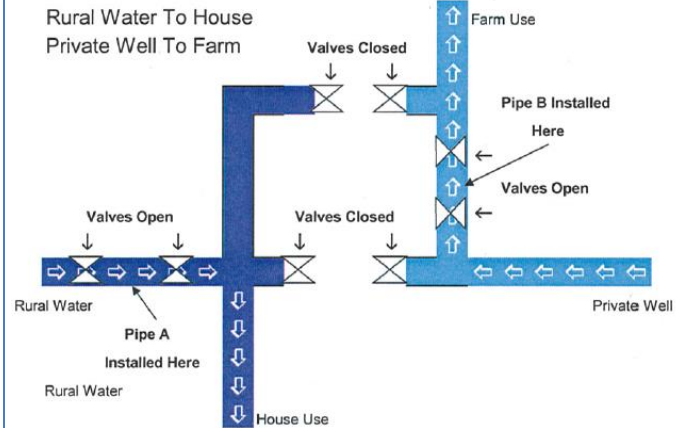
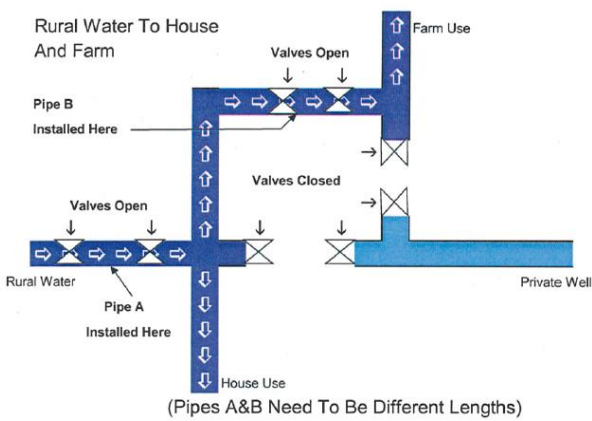
It is the customer's responsibility to ensure that unprotected cross connections are not created.

If backflow prevention devices are installed on your plumbing, State Regulations require them to be tested annually and copies of the test reports maintained on file with CKRWP. Please attach copies of the test reports to this survey. The annual test ensures the devices meet state requirements and are maintained in operable condition.

The information collected helps identify where backflow prevention devices may be needed as well as provides information on existing devices. If your response indicates any actual or potential cross connections, you will be contacted and informed on steps you need to take to eliminate this hazard and protect yourself and the public.

**FAILURE TO COMPLETE AND RETURN THIS FORM VIOLATES STATE HEALTH DEPARTMENT  
REGULATION TITLE 179 AND CKRWP RULES AND REGULATIONS CONDITION #22 AND  
CAN RESULT IN DISCONNECTION OF WATER SERVICE!!**

1.



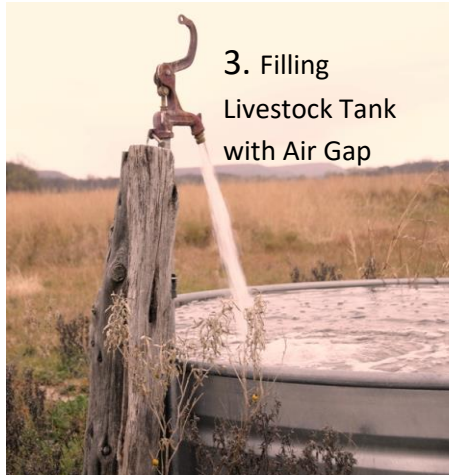
1. Testable Backflow Prevention Devices

When a testable backflow prevention device is installed, they must be tested annually by a grade 6 licensed tester to insure they are functioning properly

1. Double Check Valve



1. Reduced Pressure Zone Backflow Preventer



3. Filling Livestock Tank with Air Gap



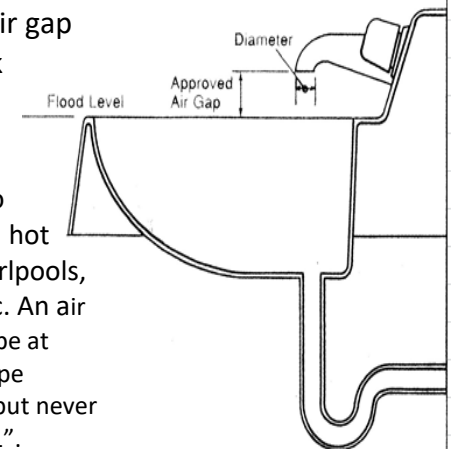
Filling Livestock Tank with No Air Gap



3. Check with your manufacturer if your livestock water has an air gap or backflow prevention device.

3 & 6. Air gap on a sink

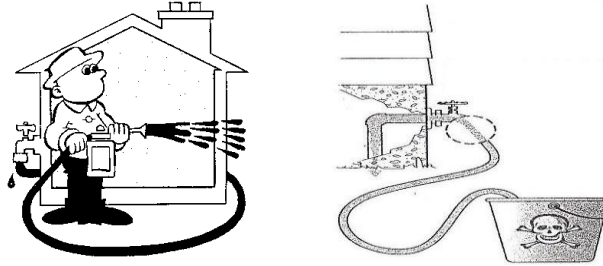
Same principal applies to bathtubs, hot tubs, whirlpools, tanks, etc. An air gap must be at least 2x pipe diameter but never less than 1".




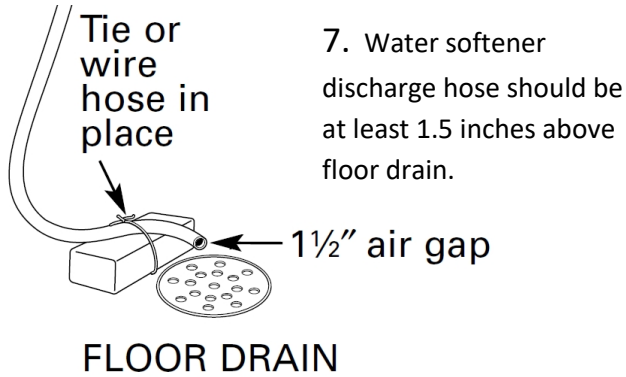
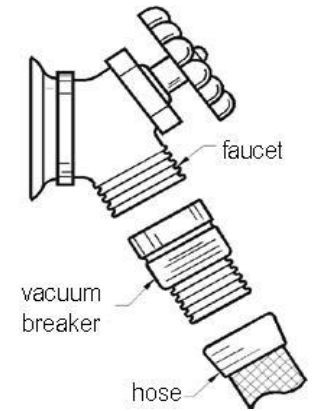
3 & 4. Swimming Pools, Hot Tubs, Stock Tanks



4. Faucets with Hoses Attached & Hand Type Chemical Sprayers



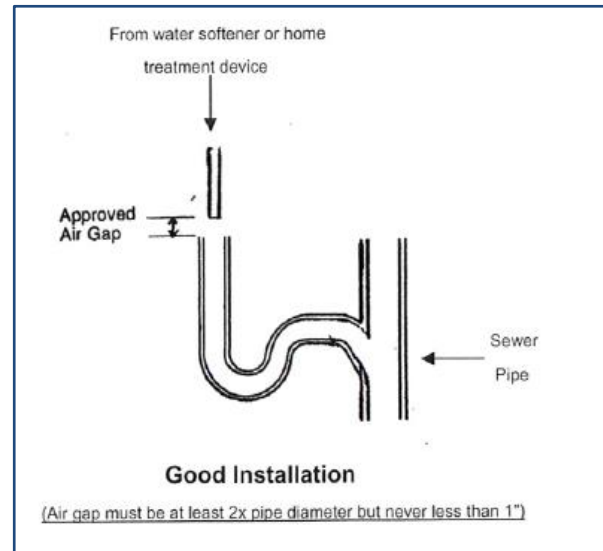
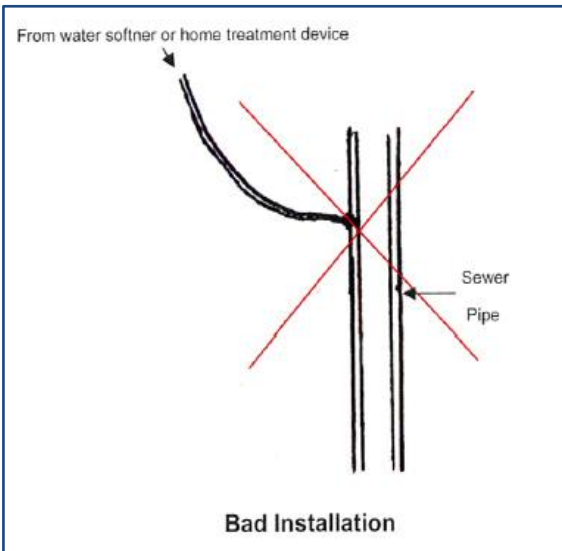
4. Hose Bib Vacuum Breaker



7. Home Water Treatment

Common types of home water treatment/reverse osmosis faucets. Air Gap faucets will have 3 lines out, standard style with no air gap will only have 1 line in.

7.



Sink example with and without air gap

